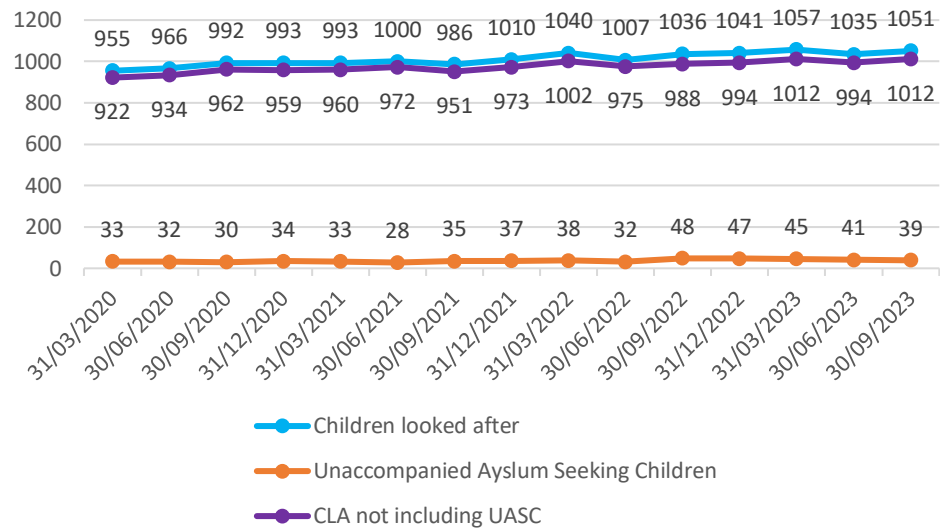


CPAC Dashboard Quarter 2 2023-24

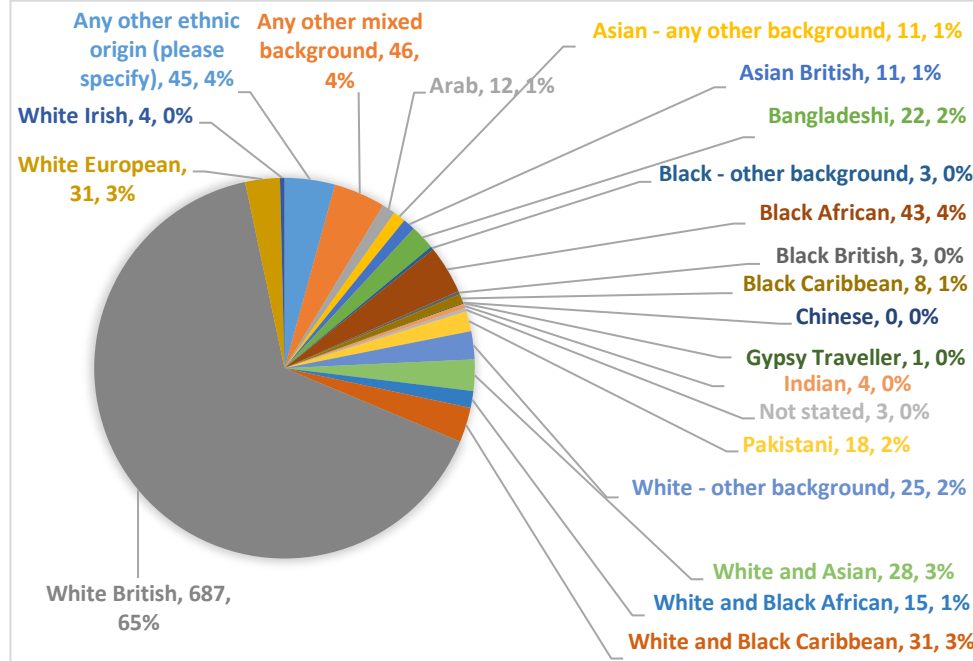
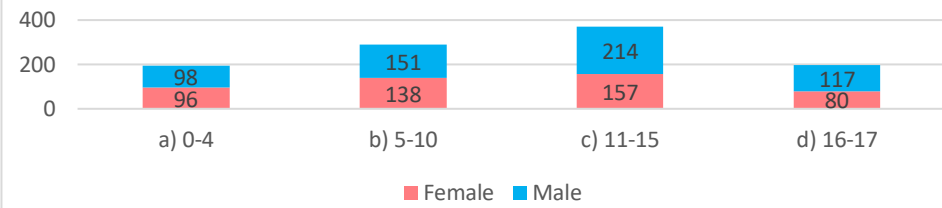
Children's Services

Children looked after showing impact of Unaccompanied Asylum Seeking children (UASC)

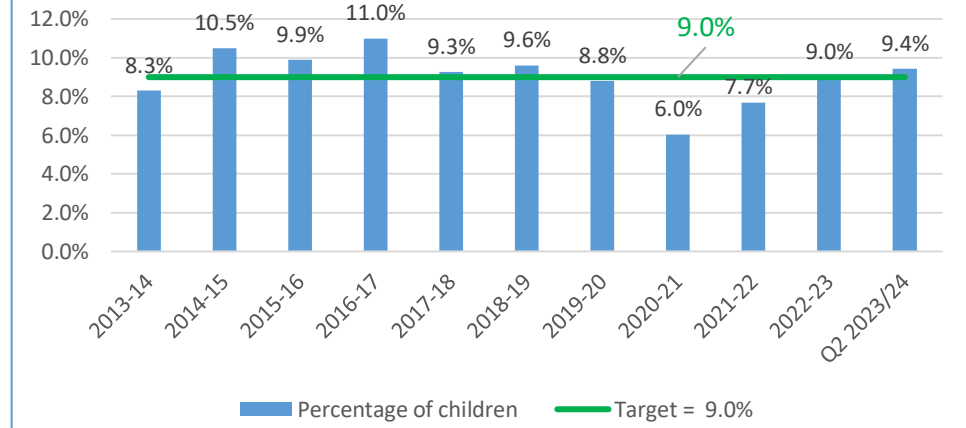


After a decrease in the number of children looked after in the early days of lockdown, a subsequent increase in new admissions led to a gradual increase from 939 at 27th April 2020 peaking at 1,040 at 31st March 2022. Since then, during Quarter 1 the number of looked after decreased to 1007 before steadily increasing through the rest of the year to reach 1057 as at the 31st March 2023 and then stabilising around 1051 as at 30th September 2023. 46 of the 132 children (34.8%) who started being looked after during the first half of 2023/24 were placed with parents on a Care Order, with family / friends or in parent and baby placements. 39 of the 1,051 were unaccompanied asylum seeking children as at 30th September 2023.

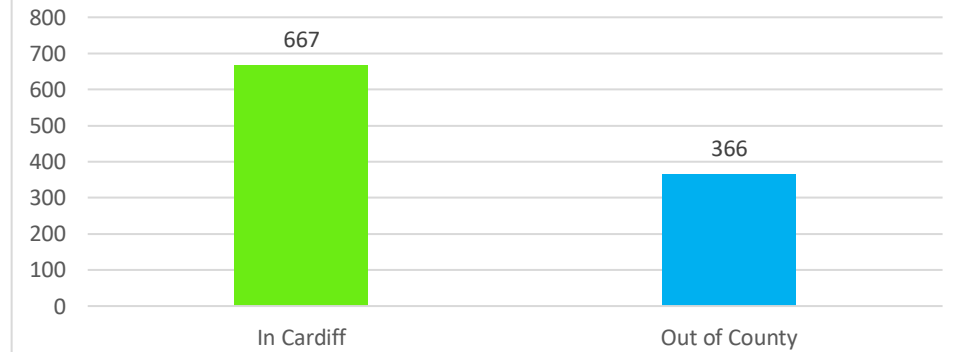
Children Looked After by age and gender as at 30/09/23



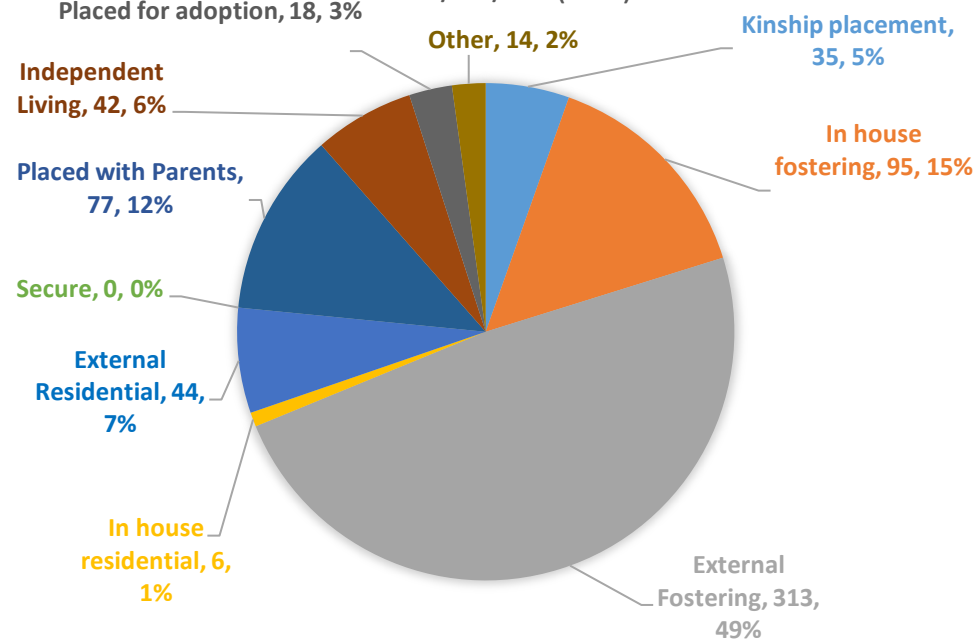
Measure 33 The Percentage of looked after children who have had three or more placements during the year



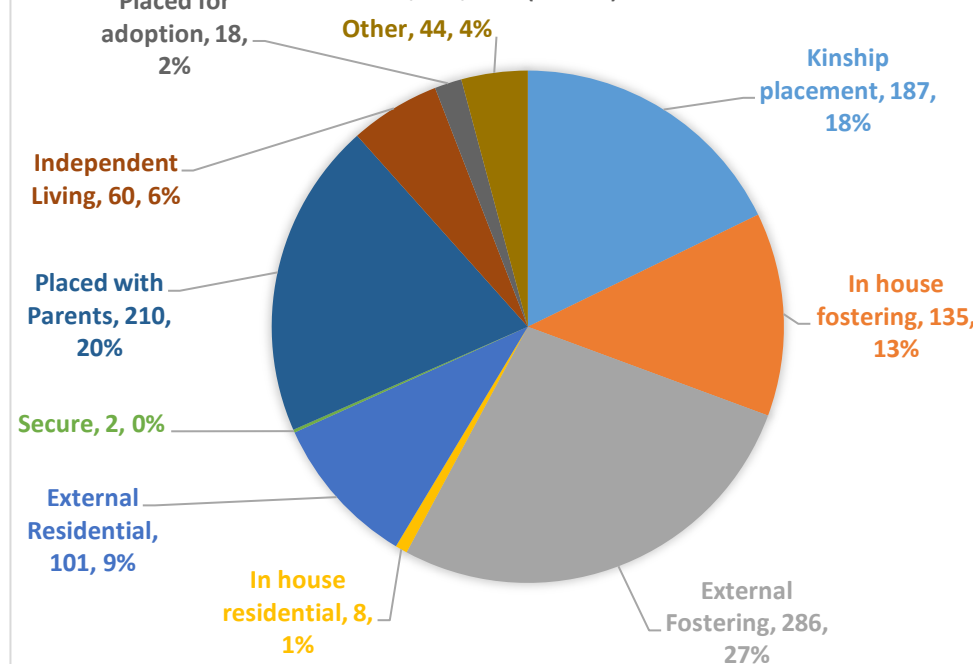
Children placed in or out of county (not including adoptive placements) as at 30/09/2023



Children looked after by placement type as at 30/06/16 (644)



Children looked after by placement type as at 30/09/23 (1051)



The graph at the top above shows the percentage of children looked after who have had 3 or more placements during the year = 9.4% (99 / 1,051.). This is a rolling result for the year, based on the children who were looked after as at 30th September 2023 and the number of placements they had during the preceding year. 99 of our children looked after as at 30th September 2023 had 3 or more placements during the year. This is in comparison to 9.0% (95 / 1,057) for the 2022/23 result as at 31st March 2023.

4 more children had 3 or more placements during the year to the 30/09/2023, than during 2022/23 (1st April to 31st March 2023). Over a third (37.6%) of those with 3 or more placements were 16 and 17 year olds, where changes are more likely to be based on transitions to independent living arrangements. Placement sufficiency continues to be a significant issue as the market is not currently able to meet the increase in demand for placements and the complexity of needs for young people. To address this, and in line with Welsh Government's commitment to remove profit from the care of children looked after, the Accommodation Project is ongoing.

The pie charts above show the **shift in the balance of care** we have achieved in recent years. The percentage of children being looked after and placed with parents on a Care Order or in kinship arrangements with family members has increased from 17% (112 / 644) to 38% (397 / 1,057). This increase accounts for 70% of the increase in the number of children looked after (285 / 407) and is due to a change of practice in the Courts.

CPAC Dashboard Quarter 2 2023-24

Education

1	The number and percentage of Cardiff looked after children (Reception-Year 11):	
	In a Cardiff school or setting	467 63%
	In an out of county school or setting	229 31%
	Educated Other Than at School (EOTAS)	36 5%
	Not in provision	12 1.6%

This data shows the number and percentage of Cardiff children who are looked after, in the School Years, Reception to Year 11, by Education setting as at the 31st March 2023.

Special Educational Needs (SEN) and Additional Learning Needs (ALN):

2	The number and percentage of Cardiff looked after children with SEN / ALN (Reception-Year 11):	
	School Action	46 6%
	School Action Plus	29 3.8%
	Statement & Under Assessment	108 14.5%
	With Individual Development Plans	101 13.5%

This data shows the number and percentage of Cardiff children who are looked after who have Special Educational Needs (SEN) and Additional Learning Needs (ALN) as of 31st March 2023.

Exclusions:

3	The number and percentage of Cardiff looked after children with exclusions from Cardiff schools only: (September 2022 to June 2023)	
	Number of LACE with one or more fixed term exclusion	46 9.8%
	Number of LACE permanently excluded	1 0.13%

This data shows the number and percentage of Cardiff children who are looked after who received permanent or fixed term exclusions during the academic year of 2022-2023, based on the 31st March 2023 cohort.

Attendance:

4	Average percentage of Cardiff looked after children school attendance: (September 2022 to June 2023)	
	In a Cardiff school or setting	85.07%
	Educated Other Than at School (EOTAS)	54.89%

This data shows the average attendance of Cardiff children who are looked after in Cardiff and EOTAS schools / provisions during the academic year of 2022-2023, based on the 31st March 2023 cohort.

GCSE Results:

5	The number and percentage of children looked after who achieved GCSEs:	
	5 or more GCSEs at A*-C, including Maths and English	6 8%
	5 or more GCSEs at A*-C	2 3%
	5 or more GCSEs at A*-G	29 40%
	Less than 5 GCSEs at grade A*-G	19 26%

This data shows the number and percentage of Cardiff children looked after who achieved GCSEs on 24th August 2023, based on the 31st March 2023 cohort.

Personal Education Plans:

6	The number and percentage of Cardiff looked after children with Personal Education Plans (Reception-Year 11):	
	In a Cardiff school or setting	369 79%
	In an out of county school or setting	167 73%
	Educated Other Than at School (EOTAS)	33 91.7%
	Not in provision	7 58.4%

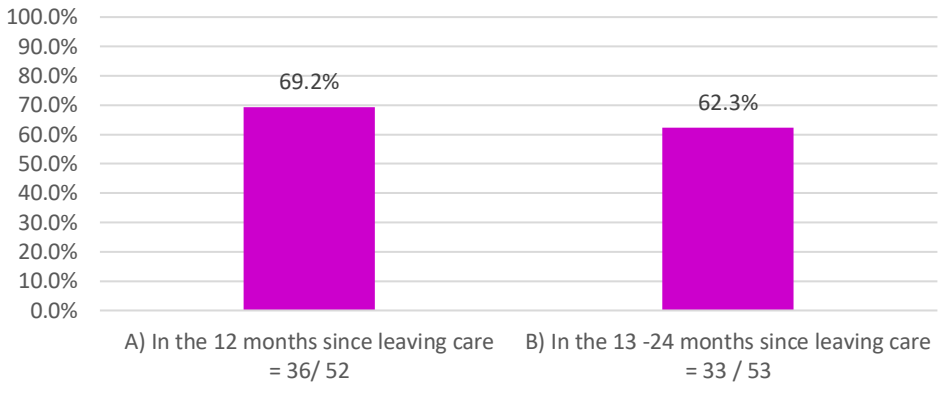
This data shows the number and percentage of Cardiff children looked after who had updated Personal Education Plans (PEPs) during the academic year of 2022-2023, based on the 31st March 2023 cohort.

Successful transition:

7	Successful Transition to Employment, Education or Training:	
	Total number of LACE in EET on October 31st	66 89%
	Total number of LACE in EET on October 31st (Cardiff)	36 92.3%
	Total number of LACE in EET on October 31st (OOC)	20 91%
	Total number of LACE in EET on October 31st (EOTAS)	10 77%

This data shows the number and percentage of Cardiff children looked after who successfully transitioned into Education, Employment or Training as of 31st October 2023, based on the 31st March 2023 cohort.

CPAC Dashboard Quarter 2 2023-24

Adolescents														
<p>Into Work Service</p> <table border="1" style="width: 100%; border-collapse: collapse; margin-top: 10px;"> <tr> <td style="padding: 2px;">MONTHLY CASELOAD – (September 2023)</td> <td style="text-align: right; padding: 2px;">73</td> </tr> <tr> <td style="padding: 2px;">TRAINING OUTCOMES (Project Cumulative)</td> <td style="text-align: right; padding: 2px;">148</td> </tr> <tr> <td style="padding: 2px;">WORK EXPERIENCE/ VOLUNTEERING/BRIGHT START PLACEMENT (Project Cumulative)</td> <td style="text-align: right; padding: 2px;">93</td> </tr> <tr> <td style="padding: 2px;">FULL TIME EDUCATION (Project Cumulative)</td> <td style="text-align: right; padding: 2px;">86</td> </tr> <tr> <td style="padding: 2px;">JOB OUTCOME (Cumulative)</td> <td style="text-align: right; padding: 2px;">158</td> </tr> <tr> <td style="padding: 2px;">JOB OUTCOME (Oct - Mar)</td> <td style="text-align: right; padding: 2px;">16</td> </tr> </table>	MONTHLY CASELOAD – (September 2023)	73	TRAINING OUTCOMES (Project Cumulative)	148	WORK EXPERIENCE/ VOLUNTEERING/BRIGHT START PLACEMENT (Project Cumulative)	93	FULL TIME EDUCATION (Project Cumulative)	86	JOB OUTCOME (Cumulative)	158	JOB OUTCOME (Oct - Mar)	16	<p style="text-align: center;">During Quarter 1 and 2 of 2023/24, the percentage of care leavers in categories 2, 3 and 4 who have completed at least 3 consecutive months of employment, education or training in:</p>  <p style="text-align: center;">A) In the 12 months since leaving care = 36/ 52 B) In the 13 -24 months since leaving care = 33 / 53</p> <p style="font-size: small;">Source: CareFirst – half year result for 2023-24</p>	<p>Housing / Young Person Gateway</p> <p>Q1 and Q2 of 2023/24 combined:</p> <ul style="list-style-type: none"> - 100% of care leavers prevented from becoming homeless (target is 90%) - 4 care leavers housed in supported accommodation in the Young Person’s Accommodation & Support Gateway - 4 care leavers housed permanently in social housing through the Training Tenancy scheme <p style="font-size: small;">This figure is based on those who entered the Gateway as care leavers and those who entered whilst they were looked after and moved on post 18.</p>
MONTHLY CASELOAD – (September 2023)	73													
TRAINING OUTCOMES (Project Cumulative)	148													
WORK EXPERIENCE/ VOLUNTEERING/BRIGHT START PLACEMENT (Project Cumulative)	93													
FULL TIME EDUCATION (Project Cumulative)	86													
JOB OUTCOME (Cumulative)	158													
JOB OUTCOME (Oct - Mar)	16													
<p>Bright Futures & Bright Start</p> <p>Bright Futures provides bespoke employment and training support for care experienced young people in Cardiff. The project aims to remove barriers to employment, education and training through one-to-one mentoring, wellbeing support and EET financial assistance. The Bright Start Scheme also falls under this project umbrella.</p> <p>As of September 2023, 12 young people completed their Bright Start pre-placement training this week, in anticipation of starting their 3-6 month work placements across Cardiff. All young people passed all parts of their training, including Food Hygiene. Now they are all eager to begin their placements! We currently have 14 young people in placements at: Cardiff Riding School, British Heart Foundation, Cardiff Dogs’ Home, White Water Rafting, Cardiff Community Housing Association, Beauty Lounge, Big Moose, Ministry of Life, Wales Millennium Centre and Boulders Climbing Centre.</p> <p>The Bright Start Celebration Event took place on July 28th to recognise, reward and celebrate all the young people that had the courage to take on and try a Bright Start placement since 2021. The event was well attended by young people who were welcomed and congratulated by Cllr Peter Bradbury.</p> <p>MILES (Youth)</p> <p>The MILES (Youth) project works closely with Bright Futures, supporting young people who are homeless or experiencing housing instability. This includes a significant number of Care Experienced young people aged 16-24. The project also aims to support young people into employment, education and training and runs weekly drop-ins in Youth and Adult Supported/Temporary Accommodation across Cardiff.</p> <p>Following the successful trial regarding the cooking and DIY sessions in Northlands hostel, where young people had the opportunity to learn these skills while also learning how to budget, we will be rolling this scheme out throughout various Hostels and Hwbs across Cardiff.</p>	<p>During the months of April – September 2023:</p> <p>The percentage of care leavers in categories 2,3 and 4 who have completed at least 3 consecutive months of employment, education or training in the 12 months since leaving care = 69.2%, compared to 64.5% during 2022/23 and meets the annual target of 65%.</p> <p>The percentage of care leavers in categories 2,3 and 4 who have completed at least 3 consecutive months of employment, education or training in the 13-24 months since leaving care = 62.3% compared to 66.0% during 2022/23 and the annual target of 65%.</p>	<p>The above Care Leavers data is in relation to over 18s.</p> <p>We have recently tendered for a further contract to sit under Young Person Gateway (YPG) which would allow an additional 24 units of accommodation. This accommodation is funded by Children’s Services and will allow young people placed in high cost residential placements to step down (where suitable) into alternative accommodation.</p> <p>The first 14 units under the new contract are now open and occupied. The remaining 10 units are pending properties being secured.</p> <p>There are currently 17 young people in residential placements who have been identified as needing YPG accommodation.</p>												

CPAC Dashboard Quarter 2 2023-24

Views

Mind of My Own

1st April 2022 – 30th September 2023

During this period, we had a total of:

336 statements sent to the Mind of My Own portal

303 were One app statements and 33 were express statements

136 Children and Young People signed up to Mind of My Own resulting in 229 accounts in total.

85 Practitioner accounts were set up by workers resulting in 264 worker accounts in total

Mind of My Own is a set of accessible apps that allow our children and young people to express and share their views in a way that suits them. Young people can use the app alone or with their worker to say how they are feeling, what support they need and tell their worker about things that are important to them.

Cardiff Children's Services have a commitment to ensure that every child's voice is heard in all meetings and discussions. We have given a commitment that all children will have the opportunity to have a Mind of My Own account or be supported by their worker to share their views using the app.